



© 2012 House of Bees
No reprint without permission



Instructions for building a Mason Bee Observation House with reversible roof

Designed By: Darren Gordon
House of Bees

Drawn By: Leika J. Anderson
Olympic College


House of Bees




PO Box 24, Southworth, WA 98386
email: info@houseofbees.com
www.houseofbees.com

Mason Bee House

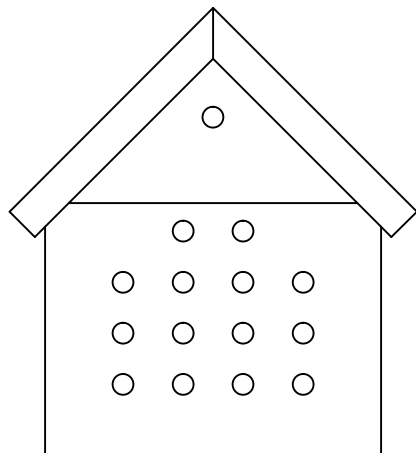
SCALE 1:4




TOP VIEW



ISOMETRIC VIEW



FRONT VIEW



SIDE VIEW

Designed By: Darren Gordon
House of Bees

Drawn By: Leika J. Anderson
Olympic College

House of Bees




PO Box 24, Southworth, WA 98386


email: info@houseofbees.com

www.houseofbees.com

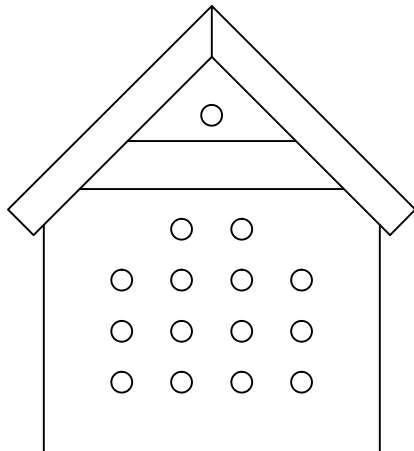
Mason Bee House with Reversed Roof




TOP VIEW



ISOMETRIC VIEW



FRONT VIEW



SIDE VIEW

SCALE 1: 4

Designed By: Darren Gordon
House of Bees

Drawn By: Leika J. Anderson
Olympic College

House of Bees

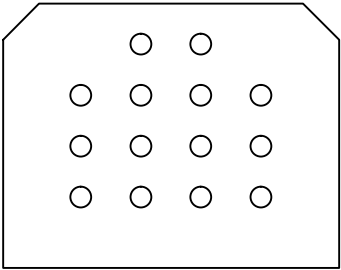


PO Box 24, Southworth, WA 98386

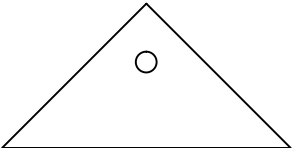
email: info@houseofbees.com

www.houseofbees.com

Mason Bee House Parts List

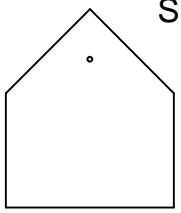


FRONT SECTION

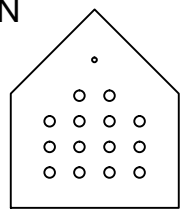


FRONT GABLE


BACK SECTION



OUTSIDE



INSIDE



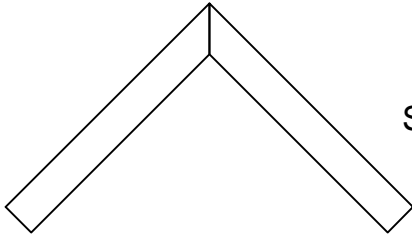
FLOOR SECTION

SCALE 1: 4


Designed By: Darren Gordon
House of Bees

Drawn By: Leika J. Anderson
Olympic College


ROOF SECTIONS




SIDE SECTIONS



ROOF FLOOR



ROOF FLOOR BORDER



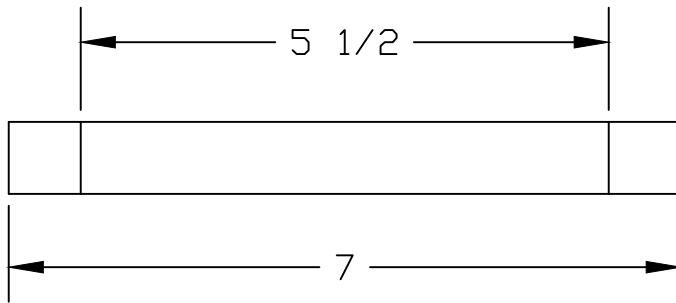
House of Bees



PO Box 24, Southworth, WA 98386
email: info@houseofbees.com
www.houseofbees.com

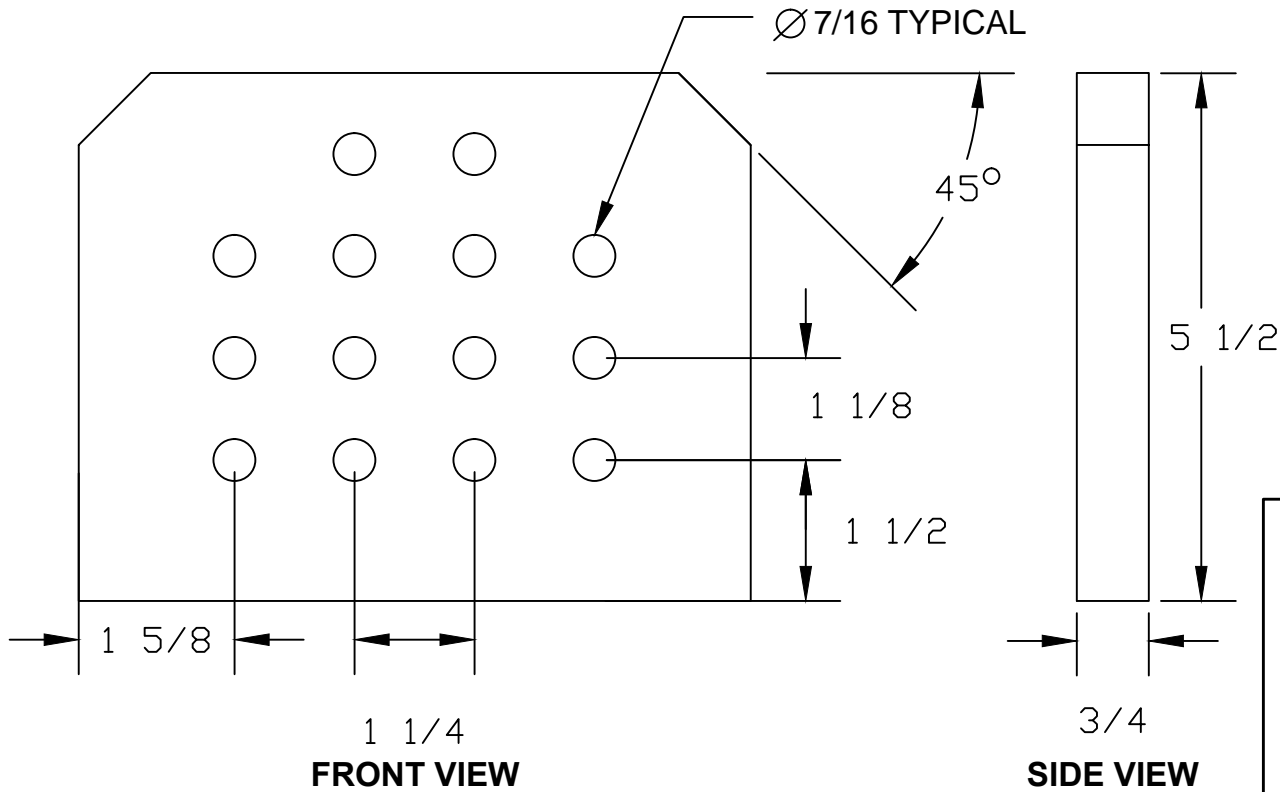
Front Section

SCALE 1: 2



TOP VIEW

Note: All Dimensions
Are In Inches Unless
Otherwise Noted



FRONT VIEW

SIDE VIEW

Designed By: Darren Gordon
House of Bees

Drawn By: Leika J. Anderson
Olympic College

House of Bees



PO Box 24, Southworth, WA 98386

email: info@houseofbees.com

www.houseofbees.com

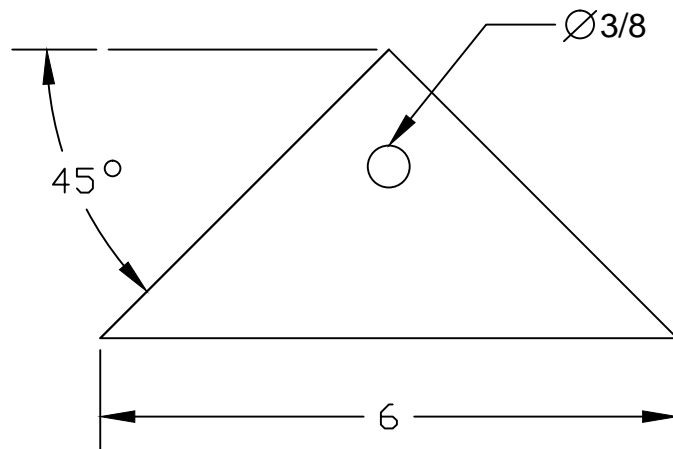
Front Gable Section

Note: All Dimensions
Are In Inches Unless
Otherwise Noted

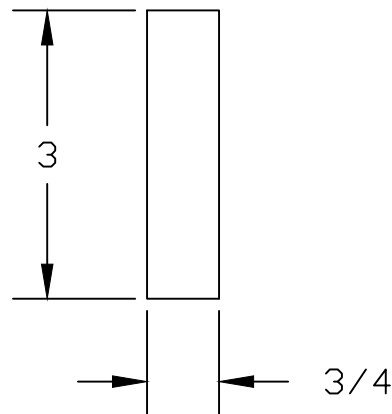


TOP VIEW

SCALE 1: 2



FRONT VIEW



SIDE VIEW

Designed By: Darren Gordon
House of Bees

Drawn By: Leika J. Anderson
Olympic College

House of Bees



PO Box 24, Southworth, WA 98386

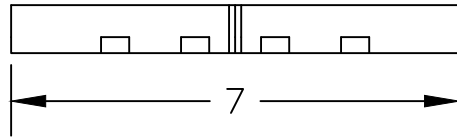
email: info@houseofbees.com

www.houseofbees.com

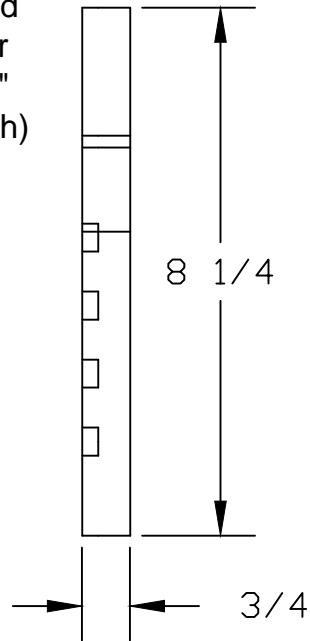
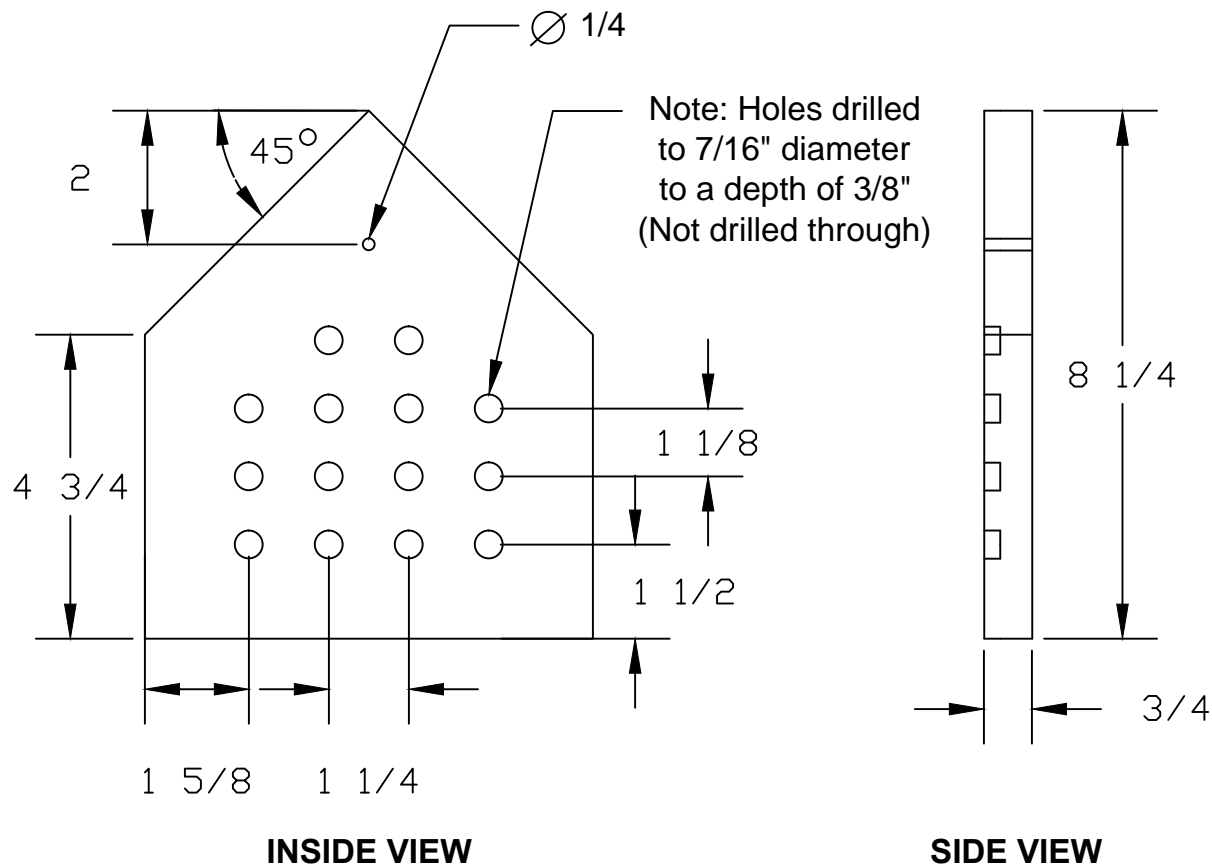
Back Section

Note: All Dimensions Are In Inches Unless Otherwise Noted

SCALE 1: 3



TOP VIEW



Designed By: Darren Gordon
House of Bees

Drawn By: Leika J. Anderson
Olympic College

House of Bees



PO Box 24, Southworth, WA 98386

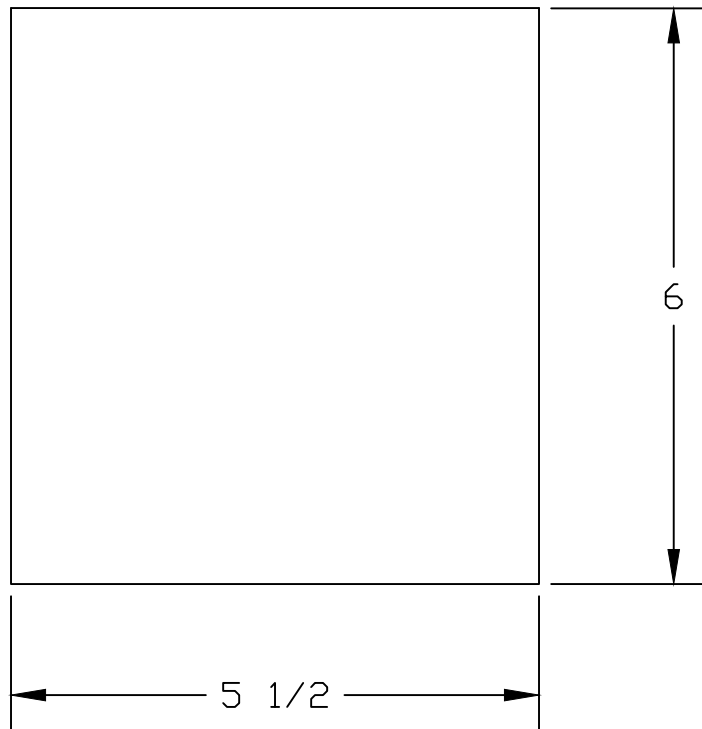
email: info@houseofbees.com

www.houseofbees.com

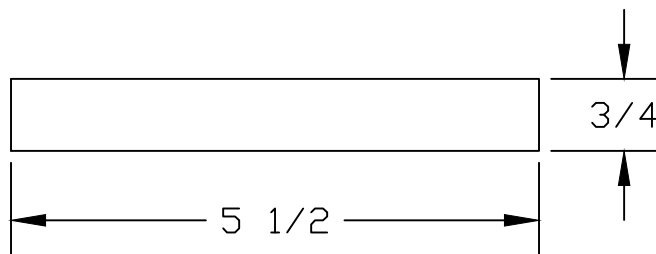
Floor Section

SCALE 1: 2

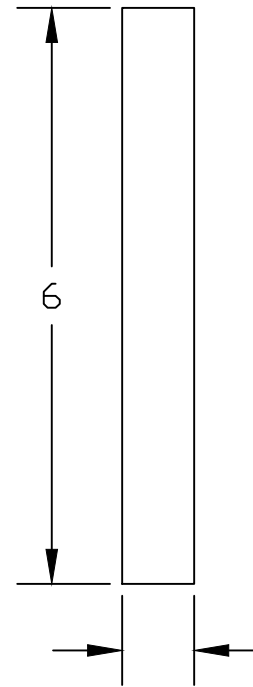
Note: All Dimensions
Are In Inches Unless
Otherwise Noted



TOP VIEW



FRONT VIEW



SIDE VIEW

Designed By: Darren Gordon
House of Bees

Drawn By: Leika J. Anderson
Olympic College

House of Bees



PO Box 24, Southworth, WA 98386

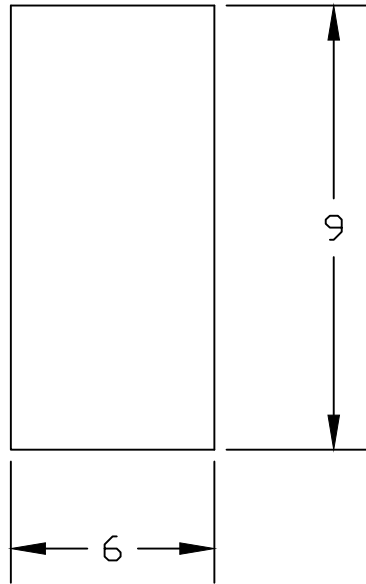
email: info@houseofbees.com

www.houseofbees.com

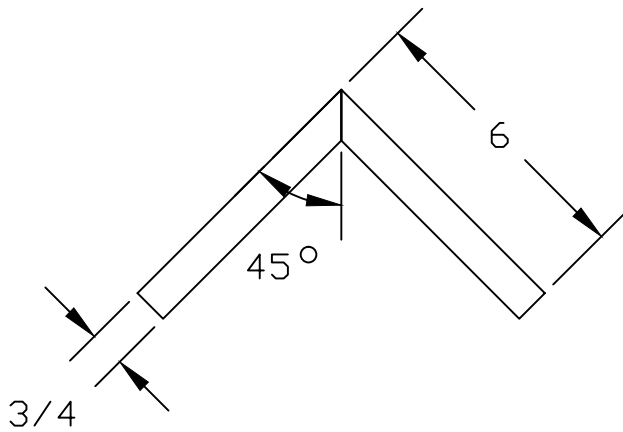
Roof Sections

SCALE 1: 4


Note: All Dimensions
Are In Inches Unless
Otherwise Noted



TOP VIEW



FRONT VIEW



SIDE VIEW

Designed By: Darren Gordon
House of Bees

Drawn By: Leika J. Anderson
Olympic College

House of Bees



PO Box 24, Southworth, WA 98386

email: info@houseofbees.com

www.houseofbees.com

Side Sections

SCALE 1: 3

Designed By: Darren Gordon
House of Bees

Drawn By: Leika J. Anderson
Olympic College

House of Bees



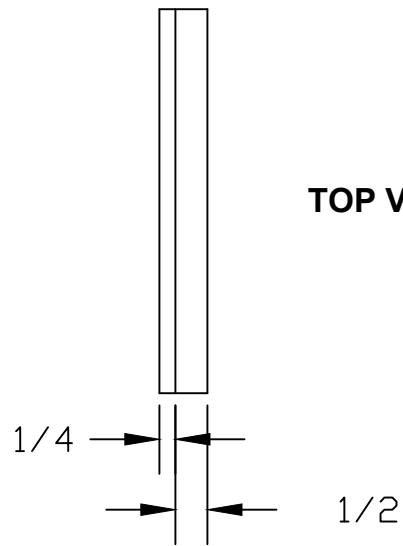
PO Box 24, Southworth, WA 98386

email: info@houseofbees.com

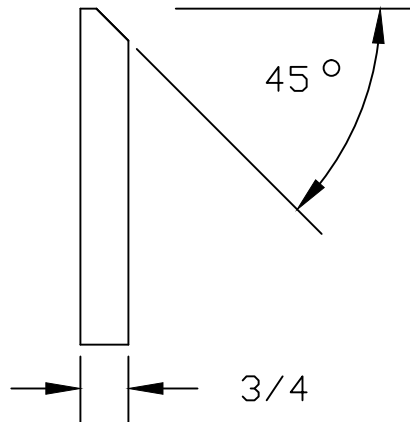
www.houseofbees.com

Note: All Dimensions
Are In Inches Unless
Otherwise Noted

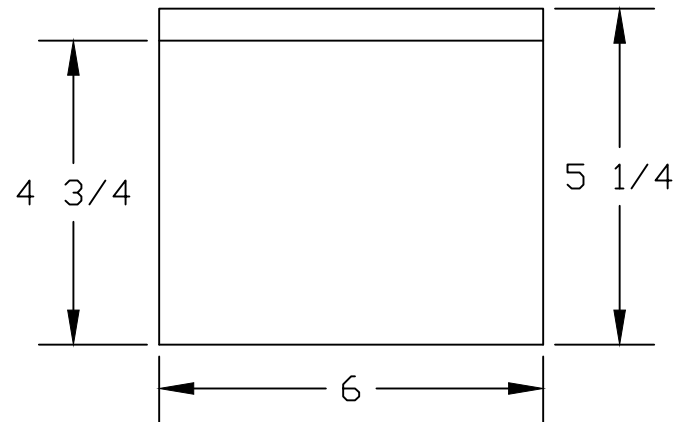
TOP VIEW



FRONT VIEW




SIDE VIEW



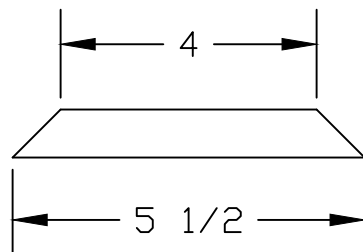
Roof Floor

SCALE 1: 3

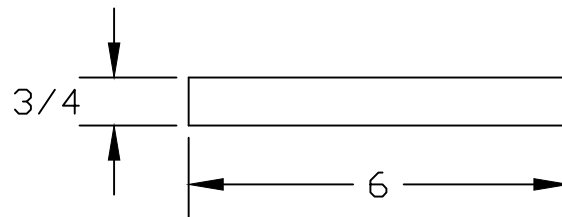


Note: All Dimensions
Are In Inches Unless
Otherwise Noted

TOP VIEW



FRONT VIEW



SIDE VIEW

Designed By: Darren Gordon
House of Bees

Drawn By: Leika J. Anderson
Olympic College

House of Bees



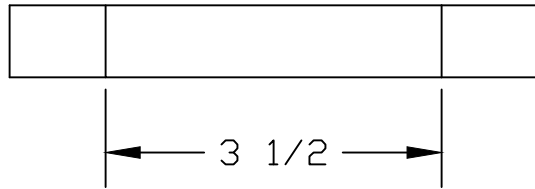
PO Box 24, Southworth, WA 98386

email: info@houseofbees.com

www.houseofbees.com

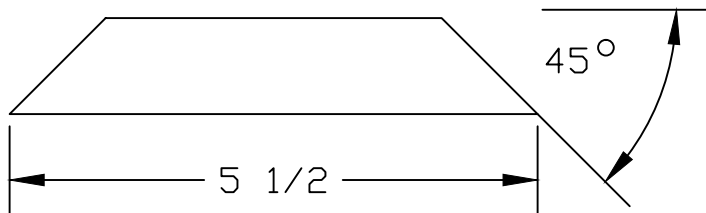
Roof Floor Border

SCALE 1: 2

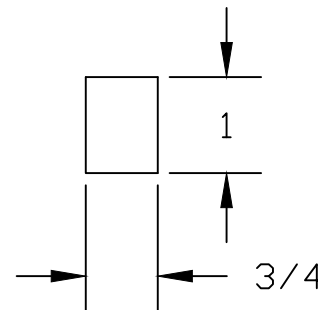


TOP VIEW

Note: All Dimensions
Are In Inches Unless
Otherwise Noted



FRONT VIEW



SIDE VIEW

Designed By: Darren Gordon
House of Bees

Drawn By: Leika J. Anderson
Olympic College

House of Bees



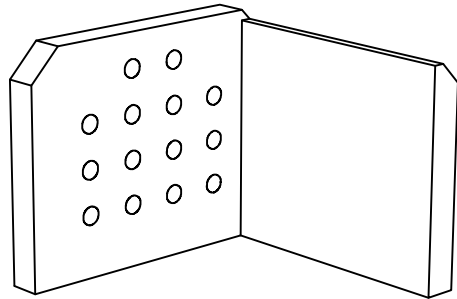
PO Box 24, Southworth, WA 98386

email: info@houseofbees.com

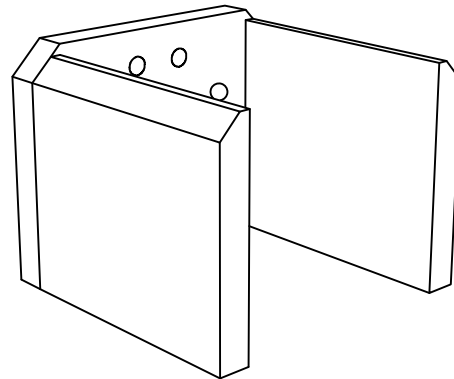
www.houseofbees.com

House Assembly

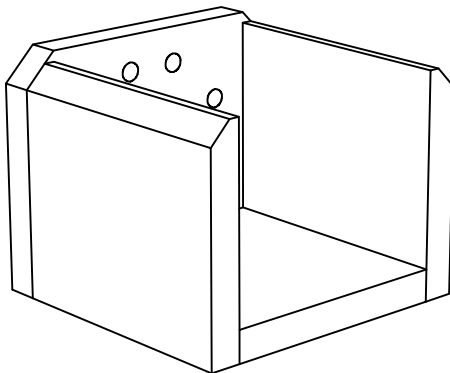
SCALE 1: 3



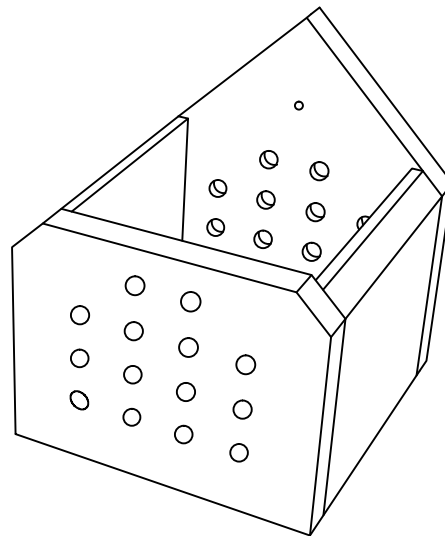
**Step 1: Attach Front Section
to Side Section**



**Step 2: Attach Second
Side Section**



Step 3: Attach Floor Section



Step 3: Attach Back Section

Designed By: Darren Gordon
House of Bees

Drawn By: Leika J. Anderson
Olympic College

House of Bees



PO Box 24, Southworth, WA 98386

email: info@houseofbees.com

www.houseofbees.com

Roof Assembly

SCALE 1: 5

Designed By: Darren Gordon
House of Bees

Drawn By: Leika J. Anderson
Olympic College

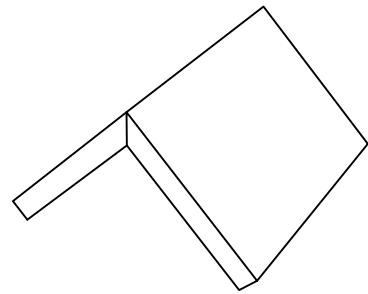
House of Bees



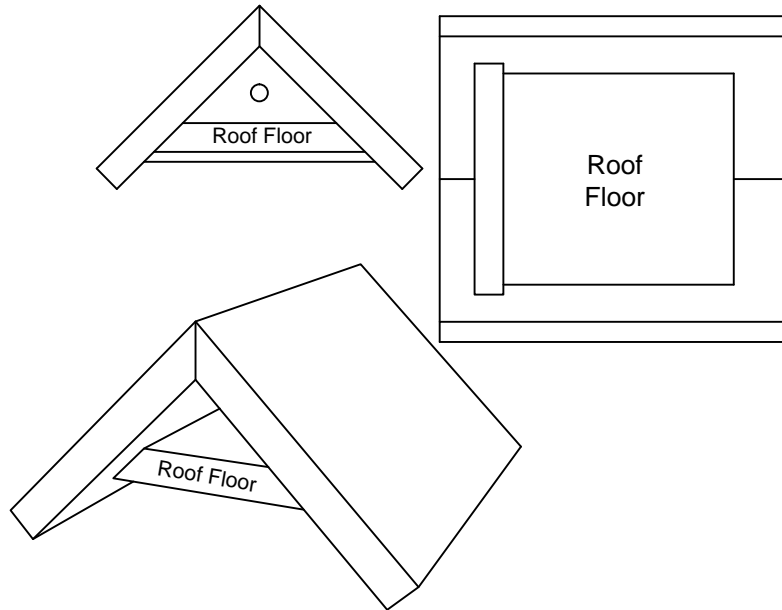
PO Box 24, Southworth, WA 98386

email: info@houseofbees.com

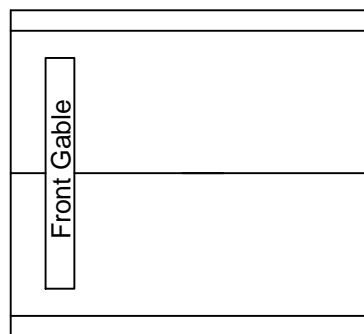
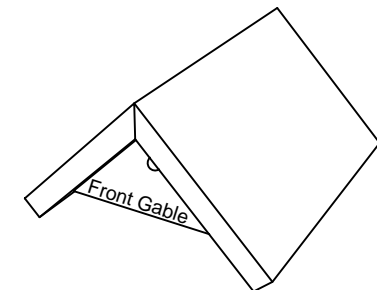
www.houseofbees.com



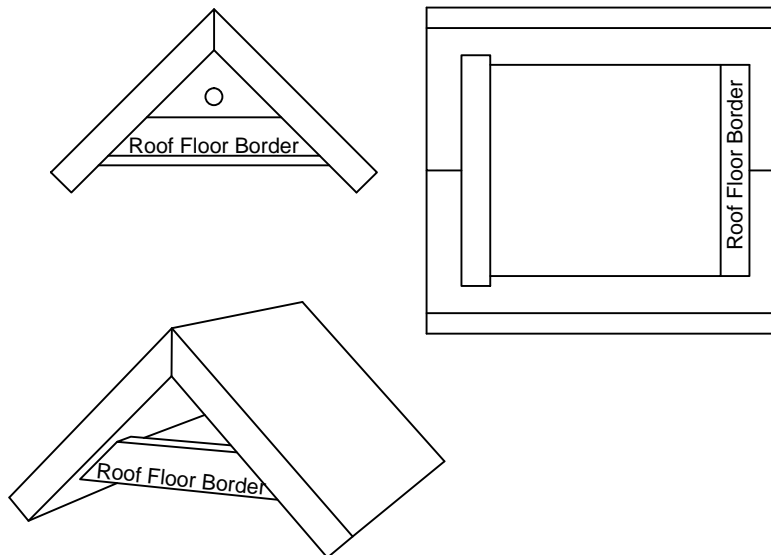
Step 1: Attach Roof Sections



Step 3: Attach Roof Floor



Step 2: Attach Front Gable



Step 4: Attach Roof Floor Border Section



Mason Bee Observation House

Designed By: Darren Gordon
House of Bees

Drawn By: Leika J. Anderson
Olympic College

Mason Bee Observation House above is shown with observation tubes inserted in top row of holes and guard tubes with paper liners are shown inserted in bottom three rows of holes. Roof is reversible for either loose cocoons or tubes to start Mason Bee House.

Tubes for Mason Bee House

Guard Tubes: 5/16" I.D. & 7/16" O.D., 7" Long, 12 -14 Qty.

Paper Liners for Guard Tubes: 12 -14 Qty.

Standard Clear Vinyl Tubing: 5/16" I. D. & 7/16" O. D., 7" Long, 2 Qty.
(Optional - Observation Tubes)

House of Bees



PO Box 24, Southworth, WA 98386

email: info@houseofbees.com

www.houseofbees.com